

Large Cap Focus Fund Fact Sheet

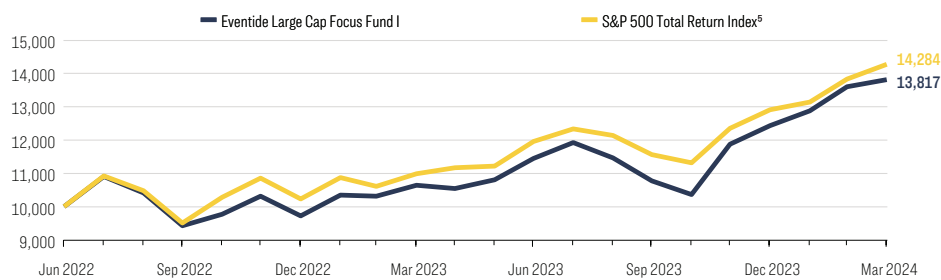
March 31, 2024

Class I: ETLIX | Class A: ETLAX | Class C: ETLCX | Class N: ETLNX

The Eventide Large Cap Focus Fund seeks to invest at least 80% of its assets in companies with large market capitalizations. As a non-diversified fund, it has the ability to invest a relatively large portion of its assets in a single issuer, and will typically hold 25–50 companies. The Fund also has the ability to concentrate investments in the software and semiconductor industries ($\geq 25\%$).

Growth of \$10,000^{2 3 4}

30 Jun 2022–31 Mar 2024



This is a hypothetical illustration and is not intended to reflect the actual performance of any particular account. Future performance cannot be guaranteed and investment returns will fluctuate with market conditions.

Trailing Returns⁴ (%)

31 Mar 2024

	YTD	3-mos	1-year	3-year	5-year	10-year	Since Inception ⁶	Inception Date
Eventide Large Cap Focus Fund								
Class I	11.02	11.02	29.70	—	—	—	20.29	06/30/2022
Class A without load	10.98	10.98	29.35	—	—	—	19.99	06/30/2022
Class A with 5.75% load	4.56	4.56	21.90	—	—	—	16.00	06/30/2022
Class C	10.76	10.76	28.45	—	—	—	19.15	06/30/2022
Class N	11.04	11.04	29.51	—	—	—	20.12	06/30/2022
Benchmark								
S&P 500 Total Return Index ⁵	10.56	10.56	29.88	—	—	—	22.59	06/30/2022

Quarterly Returns^{3 4} (%)

Q3 2022–Q1 2024

	Q3 2022	Q4 2022	Q1 2023	Q2 2023	Q3 2023	Q4 2023	Q1 2024
Eventide Large Cap Focus Fund I	-5.70	3.24	9.43	7.52	-5.94	15.52	11.02
S&P 500 Total Return Index ⁵	-4.88	7.56	7.50	8.74	-3.27	11.69	10.56

Performance is historical and does not guarantee future results. Investment return and principal value will fluctuate with changing market conditions so that when redeemed, shares may be worth more or less than their original cost. Current performance may be lower or higher than the data quoted. Investors cannot directly invest in an index, and unmanaged index returns do not reflect any fees, expenses, or sales charges. The volatility of an index may be materially different than that of the Fund, and investors should not expect the Fund to achieve the same results as a listed index. Performance data current to the most recent month-end may be obtained by calling 1-877-771-EVEN (3836).

TOP HOLDINGS¹

- Linde PLC (5.66%)** World's largest industrial gas company
- S&P Global Inc (5.04%)** Provides financial information and data analytics services
- Taiwan Semiconductor Manufacturing Co Ltd (4.80%)** Global semiconductor manufacturer
- Sherwin-Williams (4.02%)** Manufactures, distributes, and sells paints and coatings
- Lam Research Corp (3.97%)** Semiconductor wafer fabrication equipment
- Ferguson PLC (3.43%)** Distributor of plumbing, waterworks, HVAC, and other products
- Roper Technologies Inc (3.27%)** Software, water metering technologies, and medical products
- The Southern Co (3.05%)** Provides electricity and natural gas primarily to the Southeast U.S.
- DR Horton Inc (3.02%)** Nationwide builder of affordable new homes
- The Williams Companies Inc (3.01%)** Gathers and transports natural gas for global markets

1. Does not include cash/money market funds/equivalents. Based on percentage of net assets. Holdings can change at any time, are subject to risks discussed in the Fund's prospectus, and should not be considered investment advice.

2. This chart is for illustrative purposes and assumes that a \$10,000 investment was made on the Fund's inception date of 06/30/2022 and that all dividends and capital gains were reinvested. Hypothetical performance often shows markedly better results than actual management and should not be the basis for an investment decision. A variety of factors could impact investment decision making or otherwise cause differences between the hypothetical performance and actual investor returns.

3. Compares the Eventide Large Cap Focus Fund Class I's performance to index performance over the periods shown. Performance will differ for other fund classes, based upon fees and commissions.

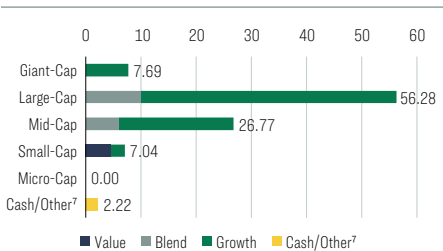
4. The returns shown do not reflect the deduction of taxes that a shareholder would pay on fund distributions or on the redemption of fund shares. Because of ongoing market volatility, fund performance may be subject to substantial short-term changes.

5. The S&P 500 is an index created by Standard & Poor's of American stocks with the largest market capitalization.

6. Performance figures for periods greater than 1 year are annualized. Annualized since inception figures use an inception date of 06/30/2022.

OVERVIEW									
Fund	Nasdaq	Maximum Sales Charge	Management Fees	Other Expenses ¹	12b-1 Fees	AFFE ²	Gross Expenses	Net Expenses ³	Inception Date
Class I	ETLIX	None	0.73%	1.91%	0.00%	0.01%	2.65%	0.95%	06/30/2022
Class A	ETLAX	Front-End ⁴ : 5.75%	0.73%	1.91%	0.25%	0.01%	2.90%	1.20%	06/30/2022
Class C	ETLCX	None ⁴	0.73%	1.91%	1.00%	0.01%	3.65%	1.95%	06/30/2022
Class N	ETLNX	None	0.73%	1.91%	0.20%	0.01%	2.85%	1.15%	06/30/2022
Minimum Investment: \$100,000 (Class I ⁵), \$1,000 or \$100 with Automatic Investment Plan (Class A, C, N)									
Net Assets: \$68.1 million									

Portfolio Composition⁶ (%) 31 Mar 2024



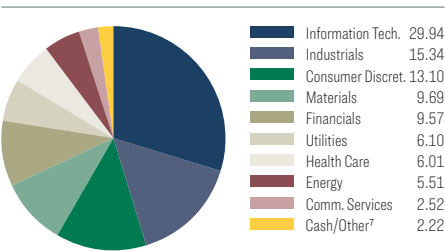
Equity market capitalization: \$160.6B average, \$63.3B median
Number of holdings: 41

Market Risk⁹ 31 Mar 2024

	Std. Dev.	Beta	Alpha (%)	R-Squared (%)
	3-year	3-year	3-year	3-year
	Inception ¹⁰	Inception ¹⁰	Inception ¹⁰	Inception ¹⁰
Eventide Large Cap Focus I	19.94	1.04	-2.30	87.79
S&P 500 Total Return Index	17.94	1.00	-	100.00

1. Refer to the Fund's SAI for definition of Other Expenses.
2. Acquired Fund Fees and Expenses, the indirect costs of investing in other investment companies.
3. The adviser has contractually agreed to waive fees and/or reimburse expenses of the Fund through 10/31/2024. The agreement may be terminated by the Fund's Board of Trustees only on 60 days' written notice.
4. Class A and Class C are also subject to a maximum deferred sales charge of 1.00%. This and other expenses that apply to a continued investment in the Fund are described in the Fund's prospectus.
5. Class I shares purchased directly from the Funds are not subject to the minimum initial or subsequent investment requirements.
6. Market cap definitions are based on those used by Morningstar, where Giant-Cap are those companies that account for the top 40% of capitalization, Large-Cap is the next 30%, Mid-Cap is the next 20%, Small-Cap is the next 7%, and Micro-Cap is the last 3%. Eventide applies Morningstar's U.S. style zone to evaluate securities. Value is defined as having a current earnings yield greater than 10%. Growth is defined as having a current earnings yield less than 5%. Blend is defined as a current earnings yield between 5% and 10%.
7. Includes cash, cash equivalents, money market funds, impact bonds and options. Impact bonds fund business models that strive to have significant social or environmental effects.
8. Allocation percentages are subject to change at any time, and should not be considered investment advice.
9. Source: © Morningstar, Inc. (2024). All rights reserved. The information contained herein: (1) is proprietary to Morningstar and/or its content providers; (2) may not be copied or distributed; and (3) is not warranted to be accurate, complete or timely. Neither Morningstar nor its content providers are responsible for any damages or losses arising from any use of this information. The performance and risk factor comparisons are against the S&P 500 Total Return Index. Alpha is a measure of performance on a risk-adjusted basis. It takes the volatility (price risk) of a fund and compares its risk-adjusted performance to the Index. Any excess return of a fund relative to the return of the Index is a fund's alpha. Beta is a measure of the volatility of a fund relative to the Index. A beta greater than 1 is more volatile than the Index. R-Squared is a measure of how a fund's performance correlates with the Index's performance and it can help assess how likely it is that beta is statistically significant. Standard Deviation of return measures the amount of variation in historical performance from period to period.

Sector Allocation⁸ (%) 31 Mar 2024



10. Annualized since inception figures use an inception date of 07/01/2022 and not the actual inception date of 06/30/2022 as only full month data is used in Market Risk calculations.

Mutual funds involve risk including the possible loss of principal. Past performance does not guarantee future results. The Fund's ethical values screening criteria could cause it to under-perform similar funds that do not have such screening criteria. Large capitalization companies may be subject to more limited growth potential, and be less able to adapt to changing market conditions than smaller capitalization companies. The Fund has non-diversification risk as a high percentage of Fund assets may be invested in a limited number of companies and may be more susceptible to any single economic, technological or regulatory occurrence than a diversified fund. It may be susceptible to an increased risk of loss because the Fund's investments are concentrated in the semiconductor and software industries and the Fund may invest a substantial portion of its assets in one or more sectors of the economy, such as the technology, industrial, consumer discretionary and healthcare sectors. Semiconductor companies carry risks such as limited product lines, competition for qualified personnel, rapid obsolescence of equipment, and dependence on patent and intellectual property rights, the loss or impairment of which can adversely affect profitability. Software companies carry risks such as rapidly changing technology, rapid product obsolescence, competitive pressures, cyclical market patterns, availability and price of components and frequent new product introductions. The Fund can have risk related to option investing. There are special risks associated with investments in foreign companies including exposure to currency fluctuations, less efficient trading markets, political instability and differing auditing and legal standards. The Fund can invest in private companies. Private investments include various risks including but not limited to lack of liquidity, capital commitment risk, and valuation risk. Private companies may not be financially profitable and have uncertain futures, subjecting them to additional risks. The Fund has no history of operations prior to its inception date.

This information is for use with concurrent or prior delivery of a fund prospectus, which can be obtained at <https://www.eventidefunds.com/prospectus> or by calling 1-877-771-EVEN (3836). Investors should consider a fund's investment objectives, risks, charges and expenses carefully before investing or sending money. Eventide Mutual Funds are distributed by Northern Lights Distributors, LLC, Member FINRA/SIPC, which is not affiliated with Eventide Asset Management, LLC.

MANAGERS



Anant Goel serves as lead Portfolio Manager for the Eventide Exponential Technologies Fund and Eventide Large Cap Focus Fund, Co-Portfolio Manager for the Eventide Gilead Fund, and Senior Research Analyst on other Eventide funds. With diverse experience across India, Hong Kong, the U.K., the U.S. and China, Mr. Goel brings varied perspectives to his investment approach. In 2015, during his MBA at the MIT Sloan School of Management, he interned at Adage Capital Management, gaining insights into long/short hedge funds. From 2011–2014, he served as an Analyst at NewQuest Capital Partners in Hong Kong. Mr. Goel holds an MBA from the MIT Sloan School of Management, where he was a Teaching Assistant for finance courses, and a Bachelor of Science (Hons) in Economics from the University of Warwick, U.K.



Andrew Singer, CFA, serves as Co-Portfolio Manager for the Eventide Dividend Opportunities Fund and Eventide Large Cap Focus Fund, and Senior Research Analyst for other Eventide funds. Prior to joining Eventide, Mr. Singer was an Investment Analyst for Manulife (John Hancock) Asset Management from 2014 to 2016; Research Analyst for Cramer Rosenthal McGlynn from 2009–2013; Equity Analyst for BlackRock from 2006–2009; Equity Analyst for Evergreen Investments from 2004–2006; and Equity Research Associate for Credit Suisse from 1997–2002. He holds a bachelor's degree in Quantitative Economics from Tufts University and an MBA from Babson College. He is a CFA charterholder and member of the CFA Society Boston and CFA Institute.



Dolores Bamford, CFA, serves as Co-Chief Investment Officer and Senior Portfolio Manager for Eventide. She is the lead Portfolio Manager for the Eventide Dividend Opportunities Fund and Eventide Balanced Fund, and Co-Portfolio Manager (starting May 1, 2024) for the Eventide Large Cap Focus Fund. With over 30 years of investment experience, she joined Eventide in 2019 from Goldman Sachs Asset Management, where she was Managing Director and Portfolio Manager on U.S. Value Equity. She led Goldman Sachs' U.S. Responsible Equity investments and co-led the Global Sustain Equity investments. She spent a decade at Putnam Investments and worked in investment research at Fidelity Investments. She holds an SM in Management from MIT Sloan School of Management, dual MA in Theology and Church History from Gordon-Conwell Theological Seminary and a BA in Economics from Wellesley College. Ms. Bamford holds the CFA designation and is a member of the CFA Society Boston and CFA Institute.

Eventide Asset Management, LLC
One International Place, Suite 4210
Boston, MA 02110
877-771-EVEN (3836)
WWW.EVENTIDEFUNDS.COM