

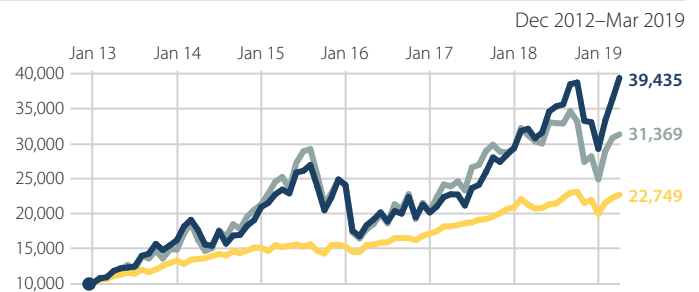
Class A: ETAHX | Class C: ETCHX | Class I: ETIHX | Class N: ETNHX

The Eventide Healthcare & Life Sciences Fund seeks to provide long-term capital appreciation by investing in securities of healthcare and life sciences companies. The fund invests in companies that we believe demonstrate values and business practices that are ethical, sustainable, and provide an attractive investment opportunity. The fund also invests in securities with significant near-term appreciation potential. Under normal market conditions, the fund will invest at least 80 percent of its net assets in equity and equity-related securities of companies in the healthcare and life sciences sectors.

TOP HOLDINGS¹

Ascendis Pharma A/S (7.00%) Rare-disease focused biopharmaceuticals	Immunomedics Inc (2.80%) Novel antibody therapeutics for the treatment of cancer, especially breast cancer
Sage Therapeutics Inc (5.34%) Develops treatments for central nervous system disorders.	KalVista Pharmaceuticals Inc (2.66%) Next-generation small molecule protease inhibitors for HAE and DME
Zogenix Inc (4.40%) Developing therapies for uncontrolled seizures	Biohaven Pharmaceuticals (2.62%) Late-stage product candidates for neurological and neuropsychiatric diseases
Sarepta Therapeutics Inc (4.19%) Precision genetic medicines to treat rare neuromuscular diseases	Myovant Sciences Ltd (2.46%) Clinical-stage therapies for women's health diseases
Blueprint Medicines Corp (3.82%) Next-generation kinase therapies for genomically defined diseases	Neurocrine Biosciences Inc (2.46%) Therapies for neurological, psychiatric, and endocrine disorders

Growth of \$10,000^{2,3}



Percent Returns by Year^{2,3}

	2013	2014	2015	2016	2017	2018
Eventide Healthcare & Life Sciences Fund	62.01	29.11	14.93	-16.20	45.58	-0.37
S&P 500 Total Return Index ⁴	32.39	13.69	1.38	11.96	21.83	-4.38
S&P Biotechnology Select Industry TR ⁴	48.20	43.24	13.09	-15.61	43.85	-14.99

Fund Returns³

	YTD	1-year	3-year ⁵	5-year ⁵	Since Inception ⁵
Eventide Healthcare & Life Sciences Fund					
Class N	34.56%	28.00%	28.97%	17.38%	24.52%
Class A without load	34.53%	27.94%	28.90%	17.31%	24.43%
Class A with 5.75% load	26.78%	20.60%	26.39%	15.93%	23.26%
Class C	34.30%	26.99%	27.95%	16.45%	23.52%
Class I	34.62%	28.29%	29.22%	17.61%	24.75%
Benchmarks					
S&P 500 Total Return Index ⁴	13.65%	9.50%	13.51%	10.91%	14.04%
S&P Biotechnology Select Industry TR ⁴	25.76%	3.27%	20.79%	14.01%	20.05%

Performance is historical and does not guarantee future results. Investment return and principal value will fluctuate with changing market conditions so that when redeemed shares may be worth more or less than their original cost. Current performance may be lower or higher than the data quoted. Investors cannot directly invest in an index, and unmanaged index returns do not reflect any fees, expenses, or sales charges. To obtain the most recent month-end performance information and a current Eventide Healthcare & Life Sciences Fund prospectus please call the fund toll free at 1-877-771-EVEN (3836).

1. Based on percentage of net assets. Holdings can change at any time and should not be considered investment advice.
 2. These charts compare the Eventide Healthcare & Life Sciences Fund Class N's performance to index performance over the periods shown. Performance will differ for other fund classes, based upon fees and commissions. The Growth of \$10,000 chart assumes the fund's inception date of December 27, 2012 for the indices.
 3. The returns shown do not reflect the deduction of taxes that a shareholder would pay on fund distributions or on the redemption of fund shares. Because of ongoing market volatility, fund performance may be subject to substantial short-term changes.

4. The S&P 500 is an index created by Standard & Poor's of American stocks with the largest market capitalization. It is not an investment product available for purchase. The S&P Biotechnology Select Industry Index represents the biotechnology sub-industry portion of the S&P Total Markets Index. The volatility of the indices may be materially different than that of the fund, and investors should not expect the fund to achieve the same results as the indices listed.
 5. Performance figures for periods greater than 1 year are annualized. Annualized since inception returns assume an inception date of December 27, 2012.

Class A: ETAHX | Class C: ETCHX | Class I: ETIHX | Class N: ETNHX

OVERVIEW

Fund	Nasdaq	Maximum Sales Charge	12b-1 Fees	Total Expenses	Inception Date
Class A	ETAHX	Front-end ¹ : 5.75%	0.25%	1.56%	12/27/2012
Class C	ETCHX	None	1.00%	2.31%	12/27/2012
Class I	ETIHX	None	0.00%	1.31%	12/27/2012
Class N	ETNHX	None	0.20%	1.51%	12/27/2012

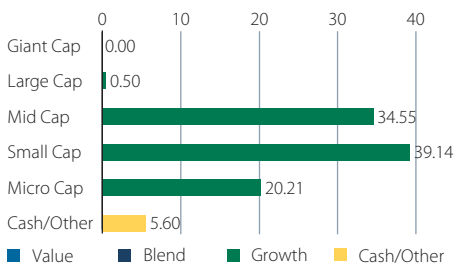
Minimum Investment: \$1,000 or \$100 with Automatic Investment Plan (Class A, C, N), \$100,000 (Class I)
 Net assets: \$967 million
 Redemption Fee: 1.00% if held for less than 180 days

MANAGER

Dr. Finny Kuruvilla has a unique background in healthcare, statistics, and investing. He holds an MD from Harvard Medical School, a PhD in Chemistry and Chemical Biology from Harvard University, a master's degree in Electrical Engineering and Computer Science from MIT, and a bachelor's degree from Caltech in Chemistry. He completed his residency and fellowship at the Brigham & Women's Hospital and Children's Hospital Boston where he cared for adult and pediatric patients suffering from a variety of hematologic, oncologic, and autoimmune disorders. Subsequently, he was a research fellow at MIT where he designed and implemented statistical algorithms involving logistic regression and pseudo-Bayesian expectation maximization. As an avid proponent of values-based investing, Dr. Kuruvilla has developed standards for selecting ethical companies at the outset of the stock selection process.

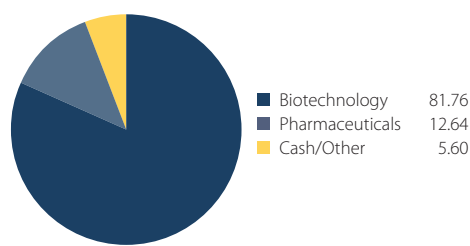


Portfolio Composition²



Equity market capitalization: \$3.6B average, \$1.4B median
 Average annual turnover range: 27%–43% (2016–2018)³

Industry Allocation⁴



Market Risk⁵

	Std. Dev.		Beta		Alpha		R-Squared	
	3-year	Inception ⁶	3-year	Inception ⁶	3-year	Inception ⁶	3-year	Inception ⁶
Eventide Healthcare & Life Sciences N	24.17	27.10	1.54	1.47	8.76	6.05	47.11	35.13
S&P Biotechnology Select	27.68	30.74	1.82	1.68	-0.41	0.51	50.08	35.81
S&P 500 Total Return Index	10.73	10.92	1.00	1.00	—	—	100.00	100.00

- Class A is also subject to a maximum deferred sales charge of 1.00%. This and other expenses that apply to a continued investment in the fund are described in the fund's prospectus.
- Market cap definitions are now based on those used by Morningstar, where Giant Cap are those companies that account for the top 40% of capitalization, Large Cap is the next 30%, Mid Cap is the next 20%, Small Cap is the next 7%, and Micro Cap is the last 3%. Fact sheets dated before June 30, 2018 defined \$10 billion or greater as Large Cap; greater than \$1 billion was Mid Cap; and less than \$1 billion was Small Cap. The definition was updated to account for industry changes, and should not imply a strategic change in the management of the Fund's portfolio.
- Portfolio turnover is the percentage of the portfolio that was bought or sold (lesser) during a fiscal year ending on June 30th. A higher portfolio turnover may indicate higher transaction costs for the Fund, and may result in higher taxes for investors. The range shows the highest and lowest turnover ratio reported in the Annual Report during the last three years.
- Industry Allocation is subject to change at any time, and should not be considered investment advice.
- Source: © Morningstar, Inc. (2019). All rights reserved. The information

- contained herein: (1) is proprietary to Morningstar and/or its content providers; (2) may not be copied or distributed; and (3) is not warranted to be accurate, complete, or timely. Neither Morningstar nor its content providers are responsible for any damages or losses arising from any use of this information. The performance and risk factor comparisons are against the S&P 500 Total Return Index ("Index"). Alpha is a measure of performance on a risk-adjusted basis. It takes the volatility (price risk) of a fund and compares its risk-adjusted performance to the Index. Any excess return of the fund relative to the return of the Index is a fund's alpha. Beta is a measure of the volatility of a fund relative to the Index. A beta greater than 1 is more volatile than the Index. R-Squared measures how a fund's performance correlates with the Index's performance and it can help assess how likely it is that beta is statistically significant. Standard Deviation of return measures the amount of variation in historical performance from period to period.
- Annualized since inception market risk details assume inception date of January 1, 2013 and not fund's actual inception date of December 27, 2012, as only full month data is included in the market risk calculations.

Mutual funds involve risk including the possible loss of principal. Past performance does not guarantee future results. The fund can invest in smaller-sized companies which may experience higher failure rates than larger companies and normally have a lower trading volume than larger companies. The fund's ethical values screening criteria could cause it to underperform similar funds that do not have such screening criteria. The fund can have risk associated with the biotechnology and pharmaceutical industry in which these companies may be heavily dependent on clinical trials with uncertain outcomes and decisions made by the U.S. Food and Drug Administration. The fund can have risk related to option investing. There are special risks associated with investments in foreign companies including exposure to currency fluctuations, less efficient trading markets, political instability and differing auditing and legal standards. The fund can invest in private companies. Private investments include various risks including but not limited to lack of liquidity, capital commitment risk, and valuation risk. Private companies may not be financially profitable and have uncertain futures, subjecting them to additional risks.

An investor should consider a fund's investment objectives, risks, charges and expenses carefully before investing or sending money. This and other important information can be found in the prospectus, which can be obtained at www.eventidefunds.com or by calling 1-877-771-EVEN (3836). Please read the prospectus carefully before investing. Eventide Mutual Funds are distributed by Northern Lights Distributors, LLC, Member FINRA, which is not affiliated with Eventide Asset Management, LLC.